



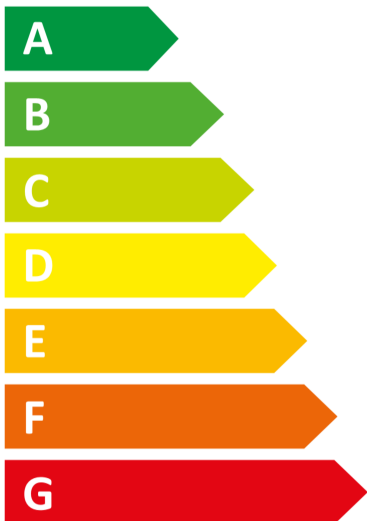
ENERG




Miele

WWH860 WCS

PWash&TDos&8kg



47 kWh / 



8,0 kg



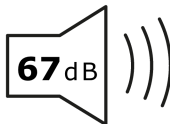
3:39



47 L



A**B**CDEFG



ABCD